

# Phonics Reading Scheme Sheet 1

## Level 1

### Fat Cat's page

Listen out for  
the a sound!

Write the first letter  
to complete each word.



\_ag



\_an



cat



\_ap



\_ap



\_am

Copy the -at ending to finish these rhyming words.



cat



b\_\_



h\_\_



r\_\_

# Phonics Reading Scheme Sheet 2

## Level 1

Which is the word?

Read the words in each line. Listen to the sound. Now draw a ring round the word that matches each picture.



bat

rat



hat



pen

hen

ten

men



pip

zip

lip

dip



jog

dog

log

fog



bun

fun

sun

run

# Phonics Reading Scheme Sheet 3

## Level 1

### Pick a beginning

Say the word for each picture. Listen to the beginning sound. Now choose and write the correct spelling pattern.



**br**

\_\_\_ock

**bl**



**fr**

\_\_\_og

**fl**



**pl**

\_\_\_am

**pr**



**gl**

\_\_\_ass

**gr**



**br**

\_\_\_ick


**bl**



**cl**

\_\_\_oss

**cr**



**pr**

\_\_\_um

**pl**



**cl**

\_\_\_ock

**cr**



**gr**

\_\_\_ass



**gl**

# Phonics Reading Scheme Sheet 4

## Level 1

### nt and nd

Say what you see in each box. Listen to the endings.



Now fill in the endings for these words. Under each one, write the word from above that rhymes with it.



# Phonics Reading Scheme Sheet 5

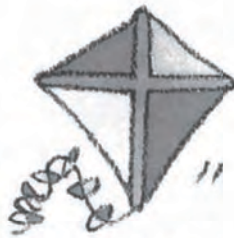
## Level 1

### Long vowels with 'e'

Copy the vowel (a, e, i, o or u) from the first word in each pair into the second and add an e at the end. Say what you see, and listen to how the middle sound changes.



kit



kite



tap



t\_p\_



cub



c\_b\_



hop



h\_p\_



man



m\_n\_



win



w\_n\_

# Phonics Reading Scheme Sheet 6

## Level 1

Here are some more long vowel words that end in e.  
Use the ending of the first word in each row to complete the rhyming words.



lake



c \_\_\_\_



sn \_\_\_\_



r \_\_\_\_



hive



d \_\_\_\_



f \_\_\_\_



dr \_\_\_\_



date



pl \_\_\_\_



g \_\_\_\_



sk \_\_\_\_



cone



b \_\_\_\_



st \_\_\_\_



thr \_\_\_\_



cave



gr \_\_\_\_



sh \_\_\_\_



s \_\_\_\_

# Phonics Reading Scheme Sheet 7

## Level 1

### Same spelling, different sound

The **ear** spelling pattern can represent another sound, too. Say what you see below, and listen to the repeated sound.



ear



spear



beard

Write each word from the box under the correct picture to make a rhyming list for each of the sounds the **ear** pattern makes.



-----



-----



-----

pear

fear

hear

bear

ear

tear



-----



-----



-----


# Phonics Reading Scheme Sheet 8

## Level 1

### Sort it out

Read the word under each picture. Find two words in the box that rhyme with this word, and write them under it.

crowd cart claws pear boys dirt  
part pause hurt noise loud share



toys

---

---



cloud

---

---



dart

---

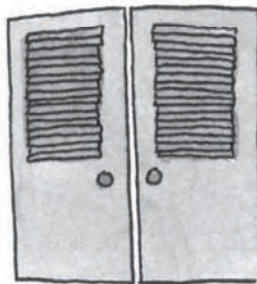
---



shirt

---

---



doors

---

---



chair

---

---